CITI TRENDS Q3 2021 HIGHLIGHTS (NASDAQ: CTRN)

ABOUT THE BRAND

- LEADING VALUE DESTINATION FOR AFRICAN AMERICAN & LATINX HHs
- ROBUST ASSORTMENT OF APPAREL, ACCESSORIES AND HOME TRENDS FOR WAY LESS SPEND — FOR THE ENTIRE FAMILY
- EXTREME VALUE (~$8.50 AUR) APPEALING TO $50K AND UNDER INCOME BRACKET
- ONE-STOP INVITING STORE (AVG. 11K SF/STORE) IN UNDERSERVED COMMUNITIES WHERE WE "KNOW YOUR NAME"
- OVER 40% OF CUSTOMERS VISIT STORES 25+ TIMES PER YEAR

VAST RUNWAY FOR GROWTH — 1,000 STORE FLEET POTENTIAL

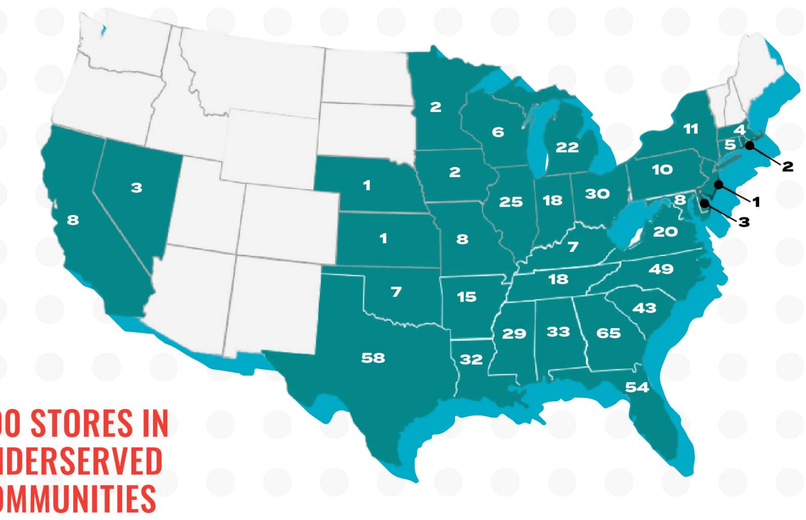

600 STORES IN UNDERSERVED COMMUNITIES

TALENTED "VALUE/OFF-PRICE" TEAM LEADING BUSINESS TRANSFORMATION

SVP, SUPPLY CHAIN — Burlington

CFO — Victoria's Secret

VP R/E — rue21

CEO — five BELOW

CMO — TJX

SVP P&A — dd's DISCOUNTS

DMMs — ROSS DRESS FOR LESS

LEADING THE WAY WITH DIVERSE WORKFORCE THAT MIRRORS CUSTOMER BASE

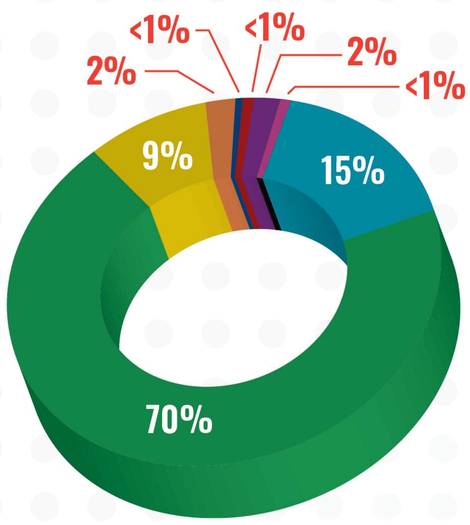

2020 DIVERSITY STATS FOR TOTAL CITI TRENDS

- BLACK / AFRICAN-AMERICAN
- WHITE
- LATINX
- ASIAN
- NATIVE HAWAIIAN / PACIFIC ISLANDER
- AMERICAN INDIAN / ALASKA NATIVE
- TWO OR MORE
- UNKNOWN

RECENT NEWS

- TTM Q3 2021 SALES $1B VS. $782M IN FY19 AND $770M IN FY18
- Q3 2021 COMP SALES 13.1% ON TOP OF 6.3% IN Q3 2020
- Q3 2021 DILUTED EPS $1.03 VS. ($0.09) IN Q3 2019
- Q3 2021 OPERATING INCOME $12M VS. ($2M) IN Q3 2019

NINE CONSECUTIVE QUARTERS OF COMP SALES GROWTH

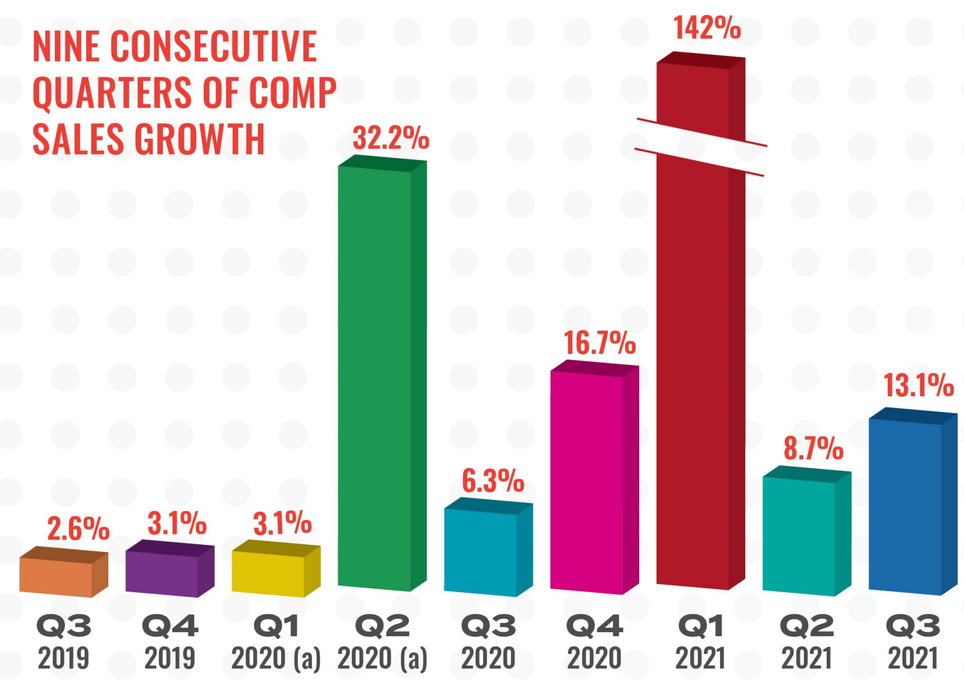

RECENT GROSS MARGIN GAINS

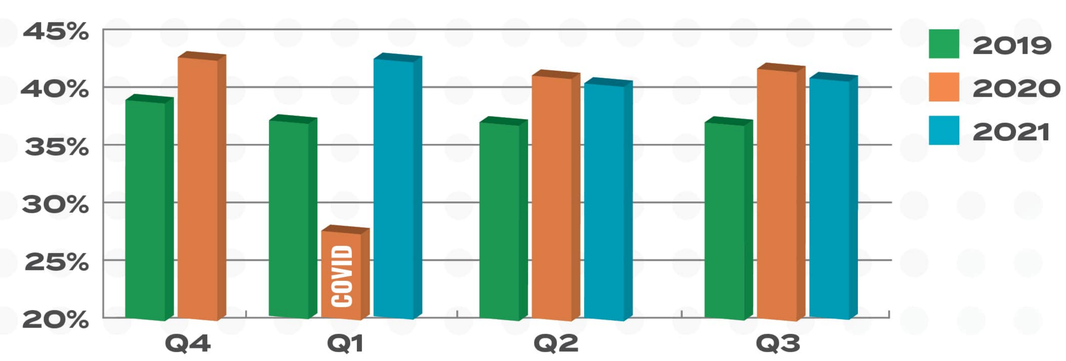

IMPRESSIVE OPERATING MARGIN TREND

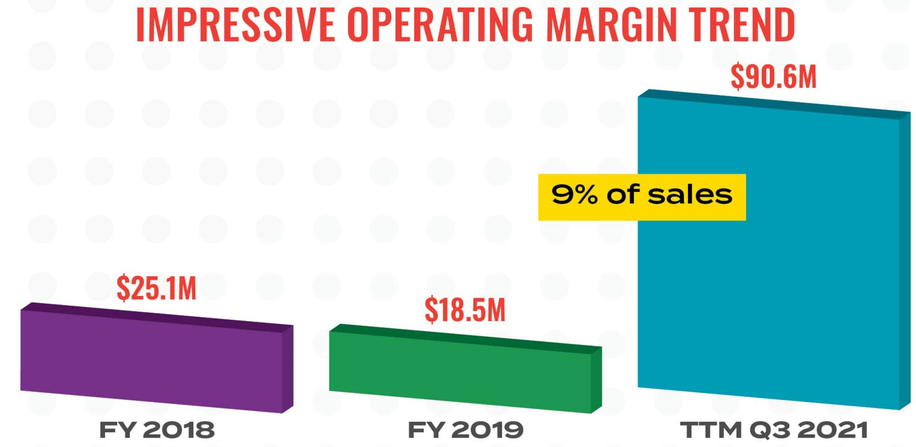

CTRN SHARES OUTPERFORM

YEAR-TO-DATE % CHANGE AS OF 11/19/21

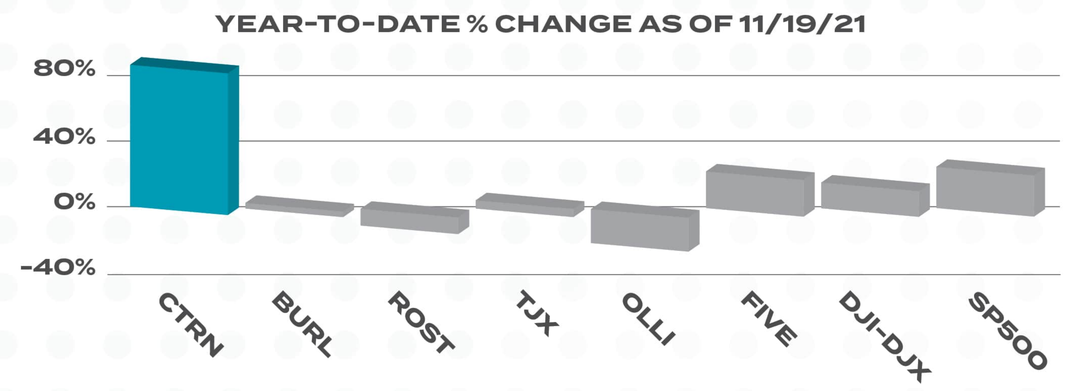

(a) COMP SALES FOR OPEN-ONLY STORES

FOR MORE INFORMATION CONTACT: investorweb@cititrends.com

FRESH • FRIENDLY • FASHIONABLE • FAIR • FUN